
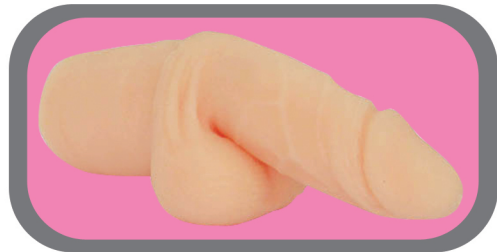


CLINICAL TRAINING AIDS






GM-SP0010
Skin Suture Training Set


This training set is designed for practicing skin cuttings and different modes of suturing. Each set contains one skin piece, one multipurpose holder and a pack of necessary accessories to start practice. Come with a disc of demonstration video. Content of Accessories:

1. Disposable glove (1)
2. Dry powder (1)
3. 4.5 cm suture with needle (1)



GM-SP0011
Skin Piece Pack

It is made of EVA material at a diameter of 12 cm and has realistic appearance of human skin, suitable for practicing suturing and removing stitches. Each pack has 3 skin pieces.



GM-TH0004
Multipurpose Holder

The holder is made of clear Plexiglas and is used to hold a skin piece for practicing suturing and removing stitches. It can also be used to practice surgical knotting.


Wound Suture



This product is used to simulate human skin for the purpose of training surgical suture, including laparoscopic suture. Besides, aseptic techniques and stitch removal can also be practiced.

How to use:

1. Make a wound by a scalpel. The wound can be a simple linear wound, or an irregular wound, or any wound you want.
2. Place the skin on a holder stand.
3. Aseptic techniques may be practiced depend on requirements.
4. Suture of the wound using various techniques, such as interrupted or Continuous, locked or unlocked, vertical or horizontal mattress, Subcuticular, figure eight suture etc.
5. Remove the stitches.






GM-SP0020

Suture Training Set

This training set is designed for practicing different modes of suturing on precut "wound". Each set contains one suturing block, one suturing holder, and a pack of necessary accessories to start practice, Come with a disc of demonstration video.

Content of Accessories:

1. Disposable glove (1)
2. Dry powder (1)
3. Alcohol pad (1).
4. 45 cm suture with needle (1)



GM-SP0021

Suturing Block

It is made of thermo plastic rubber (TPR) and has realistic appearance of human soft tissue. Many precut "wounds" of different shapes on the block are suitable for practicing suturing and removing stitches repeatedly.

GM-TH0006

Suturing Holder

The holder is made of clear Plexiglas and is used to a suturing block for practicing suturing and removing stitches. The opposite side can be used to practice "intestinal anastomosis" and surgical knotting.


Suturing and Removing Stitches

1. Place the suturing block on the suturing holder.

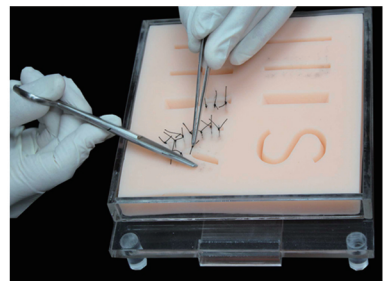
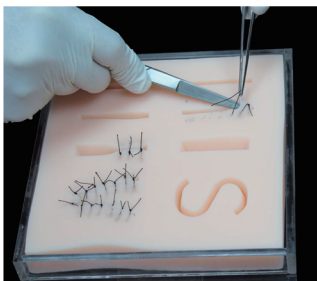
Aseptic techniques may be practiced depending on requirement




2. Suture the precut wounds with various techniques, such as interrupted or continuous, locked or unlocked, vertical or horizontal mattress, subcuticular, figure eight suture etc.



3. After suturing, start to practice removing stitches.



GINKGOMED COMPANY



Tel: +886-2-2704-1032

Fax: +886-2-2704-0645

<http://www.ginkgomed.com.tw>

E-mail: info@ginkgomed.com.tw

11-1, No.5, Sec.2, An-He Road, Da-An District, Taipei City (106), Taiwan